

Traditional Stalls



Specifications

- **Dimensions:**
 - 12': 140 1/2" L x 2" W x 85" H
 - 10': 116 1/2" L x 2" W x 85" H
- **Materials:**
 - **Frames:** 2" x 16 gauge square
 - **Vertical Rails:** 1" x 14 gauge round, 3" spacing
- **Weights (in pounds):**
 - **Fronts:** 10' - 196, 12' - 215
 - **Vertical Rail Divider:** 10' - 155, 12' - 182
 - **Solid Divider:** 10' - 131, 12' - 154
- **Paint:** Baked on powder coat paint
- **Warranty:** 1 year

Connectors sold separately

Lumber not included

Feed Grill included

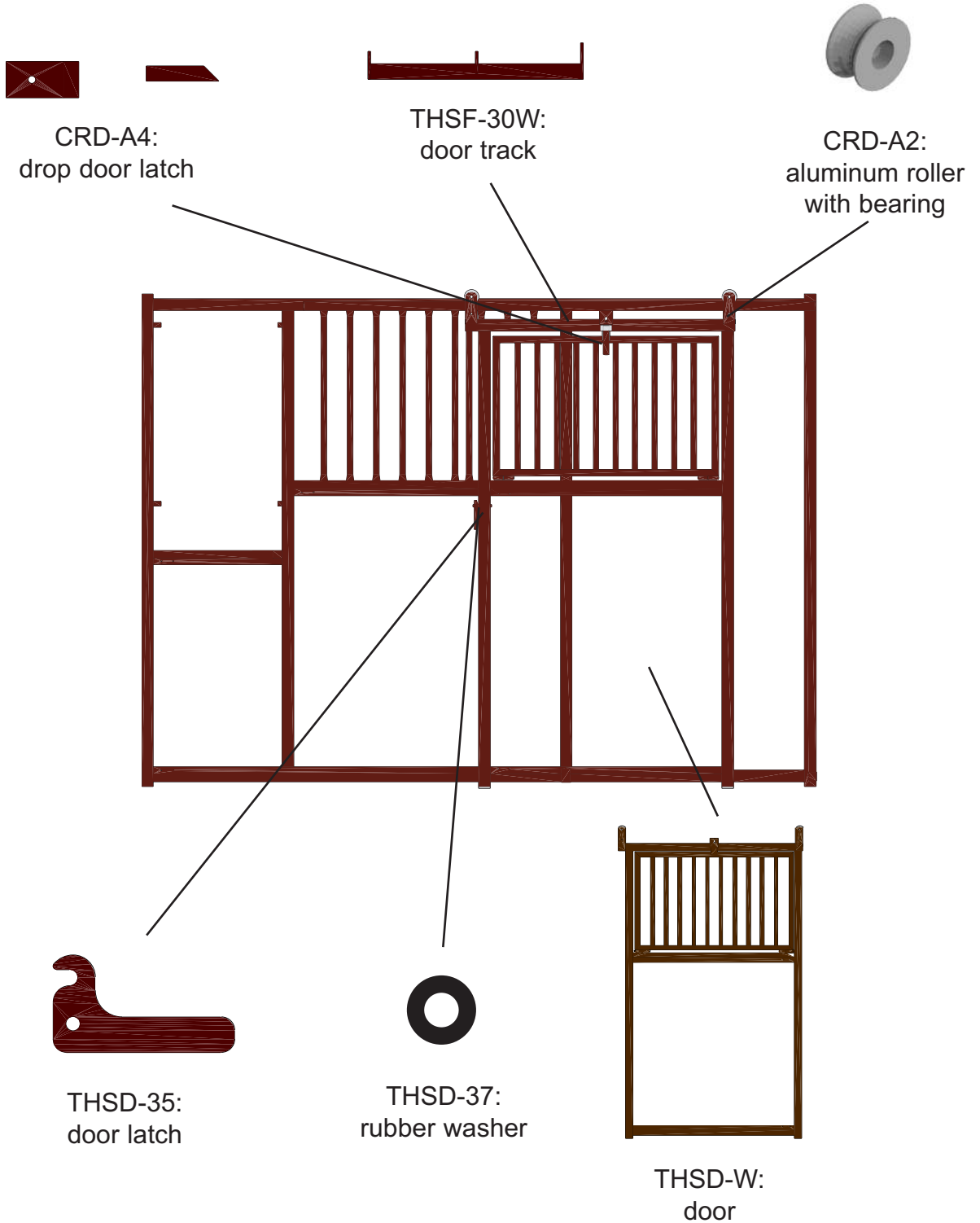
Tilt Out Feeder sold separately

Highlighted Features & Advantages

- 4' stall door on aluminum rollers with bearings is quiet, rolls easy and does not rust
- Drop down grill is recessed into rolling door & has grease zirks to maintain smooth operation
- Horse proof latch is mounted flush with the door
- Also available with the door on the reverse side
- Can be set-up as a free standing box stall

Traditional Stalls

Parts List



Lumber Requirements

For Original & Traditional Stalls

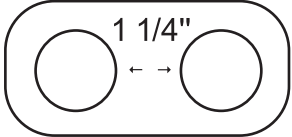
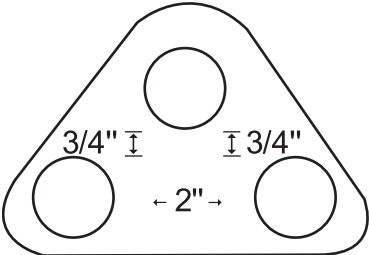
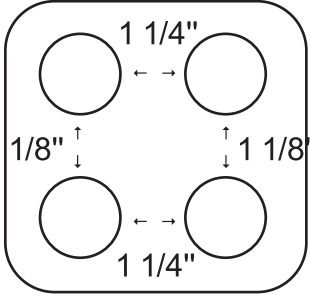
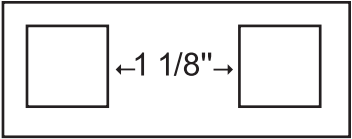
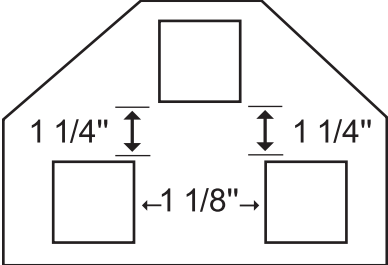
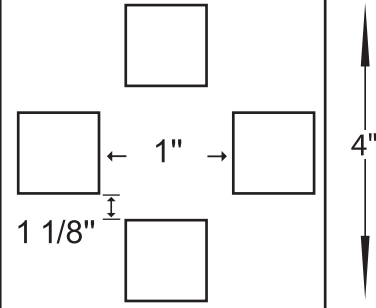
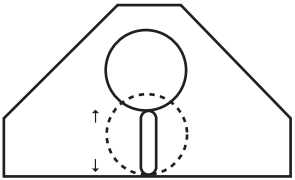
- Recommended lumber is 2" x 6" tongue and groove
- Based on 5" width

Measure stalls to confirm the measurements prior to cutting lumber

| <u>Component</u> | <u>Original</u> | <u>Traditional</u> |
|----------------------------------|--|--|
| 10' Front | | |
| Main Panel | 15 pieces x 47 3/4" long overall width 70 1/4" | 8 pieces x 47 3/4" long overall width 38 1/4" |
| Door | 8 pieces x 47 3/4" long overall width 40" | 9 pieces x 47 3/4" long overall width 44" |
| Below Feed Opening | N/A | 6 pieces x 33 3/4" long overall width 26" |
| 12' Front | | |
| Main Panel | 19 pieces x 47 3/4" long overall width 94 1/4" | 13 pieces x 47 3/4" long overall width 62 1/4" |
| Door | 8 pieces x 47 3/4" long overall width 40" | 9 pieces x 47 3/4" long overall width 44" |
| Below Feed Opening | N/A | 6 pieces x 33 3/4" long overall width 26" |
| Dividers | | |
| 10' Vertical Rail Divider | 23 pieces x 47 3/4" long overall width 112 1/4" | 23 pieces x 47 3/4" long overall width 112 1/4" |
| 12' Vertical Rail Divider | 28 pieces x 47 3/4" long overall width 136" | 28 pieces x 47 3/4" long overall width 136" |
| 10' Solid Divider | 23 pieces x 47 3/4" long 23 pieces x 29" long overall width 112 1/4" | 23 pieces x 47 3/4" long 23 pieces x 29" long overall width 112 1/4" |
| 12' Solid Divider | 28 pieces x 47 3/4" long 28 pieces x 29" long overall width 136" | 28 pieces x 47 3/4" long 28 pieces x 29" long overall width 136" |

Note: the last piece in each panel may need to be trimmed to ensure a good fit.

Stall Connectors

| | | |
|---|--|--|
|  |  |  |
| <p>HS2WAY: Round Two-Way</p> | <p>HS3WAY: Round Three-Way</p> | <p>HS34WAY: Round Four-Way</p> |
|  |  |  |
| <p>CLVS2WAY: Square Two-Way</p> | <p>CLVS3WAY: Square Three-Way</p> | <p>CLVS4WAY: Square Four-Way</p> |
| |  <p>Adjustable from 1/8" to 2 3/8"</p> | |
| | <p>HS1ADJ: Round Wall Mount (adjustable)</p> | |

Highlighted Features & Advantages

- Hold stalls securely together at both the top and bottom
- Adjustable wall brackets allow you to mount a stall panel directly to the wall
- Connector can be bolted to floor or overhead joyce for more stability
- Sold in pairs

Custom connectors are available with round & square tube combinations